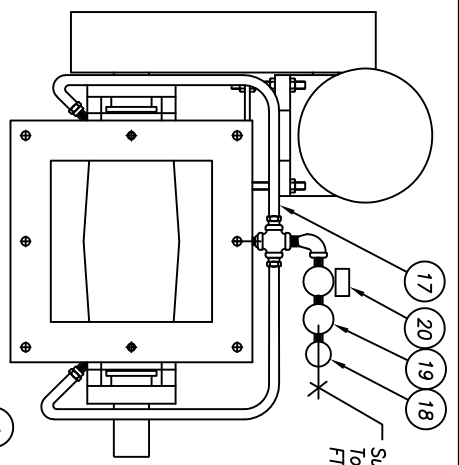
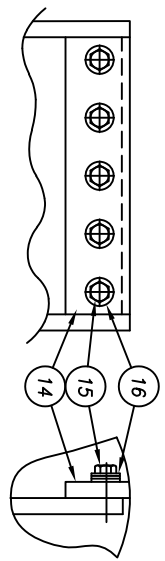


WARNING
DESIGN ENGINEERS, TECHNICIANS & INSTALLERS
 THE INLET AND OUTLET OF THE ROTARY VALVE MUST HAVE PROPER ATTACHMENTS TO PREVENT ANYONE FROM BEING ABLE TO INSERT THEIR HANDS OR ANY OTHER BODY PARTS INTO THE VALVE WHEN IN OPERATION.



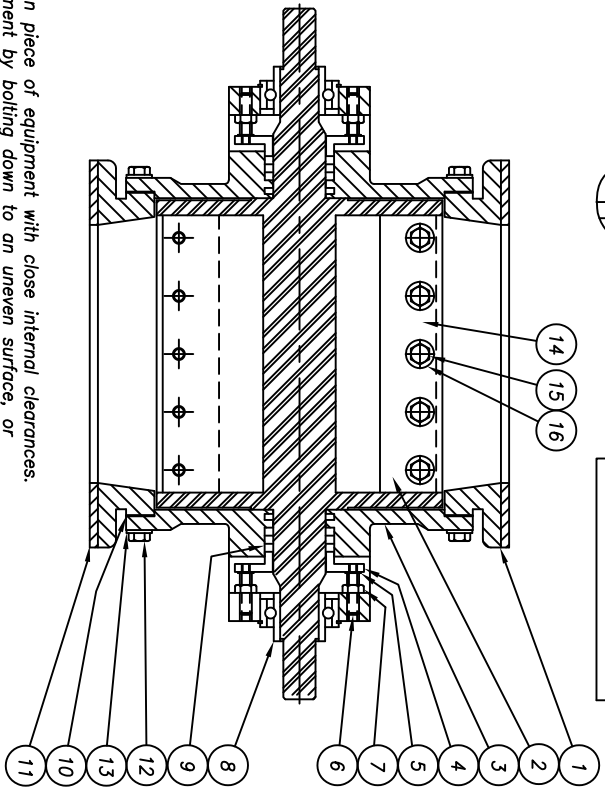
Supply 75-125 PSI plant air
 To 1/4" FPT for feeders under
 FT14, 1/2" NPT for FT14 & up

Required only when
 Airlock feeders supplied
 with Air Purge assembly

Recommended Spare Parts

Detail #	Qty
8	2
9	1 Set (6 Per Set)
10	3
14	1 Set

Radial clearance
 between rotor and housing
 (FT7 thru FT16)
 CI .005", that is,
 .004" GO, .006" NO-GO,
 SS .007", that is,
 .006" GO, .008" NO-GO,
 (FT18)
 CI .006", that is,
 .005" GO, .007" NO-GO.
 Seen note 6



- NOTE:**
1. This feeder is a precision piece of equipment with close internal clearances. Do not cause misalignment by bolting down to an uneven surface, or by structurally putting feeder in a strain.
 2. To avoid premature failure, do not over tighten the "U"-cup packing (detail 9) gland plate screws (detail 6) should be tightened only enough to snug "U"-cup packing against packing box seat. With chain drive end removed. The rotor should rotate by hand, with about 10lbs of pull on rotor vane.
 3. Internal radial clearances between rotor and housing increases about .002" when both rotor and housing are of stainless steel construction.
 4. bearings are lifetime lubricated.
 5. Regulator (detail 20) should be set at 10 PSI above Airlock internal pressure.
 6. If feeder is built to operate at high temperatures, consult factory for clearances.

DETAIL NO.	DESCRIPTION	QTY
20	Regulator with pressure guage	1
19	Solenoid valve	1
18	Filter	1
17	Hose and fittings	AR
16	Flat washers & lock washers	AR
15	Bolt	AR
14	Adjustable tip	AR
13	Lock washer	12
12	Bolt	2
11	Gasket	2
10	.003 Spacer shim (use w/open end rotors only)	AR
9	Packing "U" cup	6
8	Bearing	2
7	Lock nut	4
6	Gland plate screw	4
5	Flat washer	4
4	Gland plate	2
3	End plate	2
2	Rotor assembly	1
1	Cylinder	1

THIS DRAWING IS THE EXCLUSIVE PROPERTY OF SMOOT. ITS ACCEPTANCE CONSTITUTES AN AGREEMENT THAT IT SHALL BE TREATED AS A STRICTLY CONFIDENTIAL DOCUMENT AND NOT BE REPRODUCED OR COPIED IN ANY MANNER WITHOUT THE WRITTEN PERMISSION OF SMOOT. ANY UNAUTHORIZED REPRODUCTION OR COPIED EXCEPT AS EXPRESSLY AUTHORIZED IN WRITING BY SMOOT, ENTIRELY nullifies THE DRAWING AS A WHOLE. DISCREPANCIES, CORRECTIONS, OR REVISIONS ARE TO BE COMMUNICATED TO SMOOT COMPANY TO BE IMPLEMENTED.



1250 Seminary St.
 Kansas City, KS 66103
 Toll Free: 800.746.7000
 Fax: 913.582.7883

2205 10th Avenue
 Parsons, KS 67357
 Toll Free: 888.882.9567
 Fax: 620.421.5588

FT7 - FT18 ROTARY AIRLOCK FEEDER
 W/ CLOSED END ROTORS, ADJUSTABLE TIPS
 SQUARE AND ROUND FLANGE HOUSINGS
 PARTS DRAWING

Cat. File No 10.1-6-A
 REV No 10 01/25/99
 Pg No 1 OF 1

DATE 5/16/68
 DMN. BY DMH
 SCALE NONE

DATE 5-16-68
 DMG. NO. 52-8
 APPROVED